

2023 annual report to the Community

Aldgate Primary School

Aldgate Primary School number: 210

Partnership: Mount Lofty



School principal:

Hazel Robertson

Date of endorsement:

05/02/2024



Context Statement

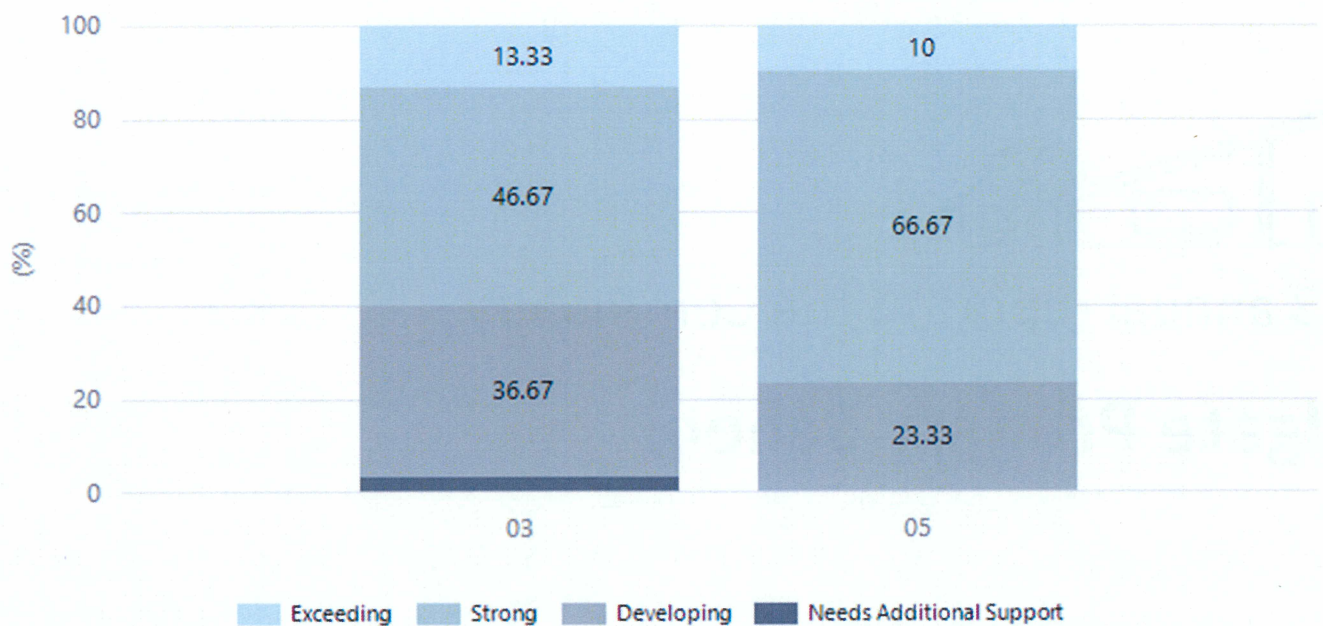
Aldgate Primary School caters for students from R-6. At the time of this report, the enrolment in 2023 is 240. Aldgate Primary School is classified as Category 7 on the Department for Education Index of Educational Disadvantage. At the time of this report, the school population includes, 5% students with disabilities. Further information about the school is available on the school's website (including its context statement), as well as the My School website.

Performance Summary

NAPLAN Proficiency

In 2023, the Australian Curriculum, Assessment and Reporting Authority (ACARA) - a Commonwealth Independent statutory authority - announced changes to NAPLAN performance reporting. This new way of reporting by ACARA that NAPLAN results from 2023 will not be comparable to previous years. The new approach replaces the previous numerical NAPLAN bands and the national minimum standard.

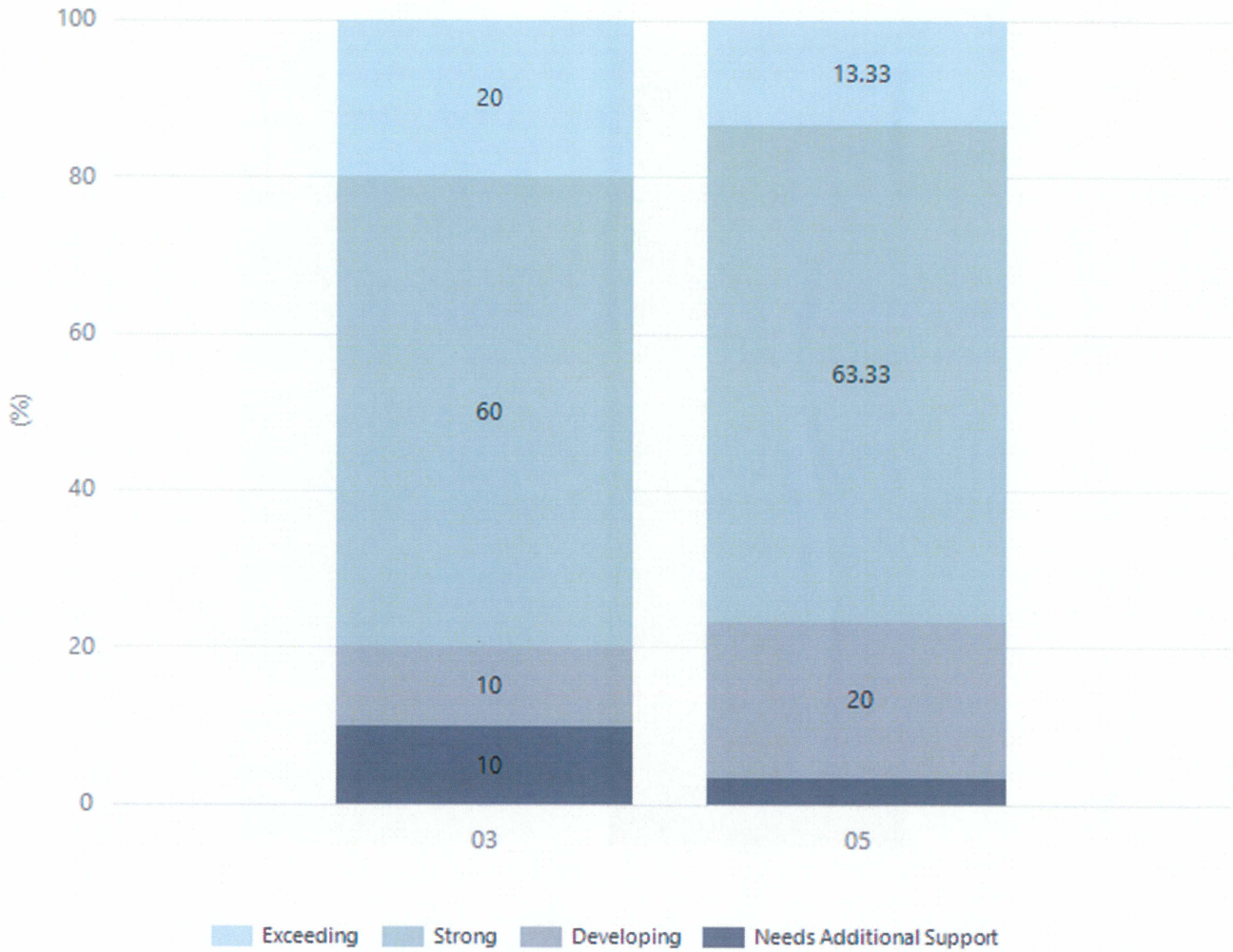
Numeracy



Year Level	03	05
Exceeding	4	3
Strong	14	20
Developing	11	7
Needs Additional Support	1	
Total	30	30

Data Source: Department for Education Assessment Data Holdings, 2023. When there are less than six students in a cohort, no data is supplied.

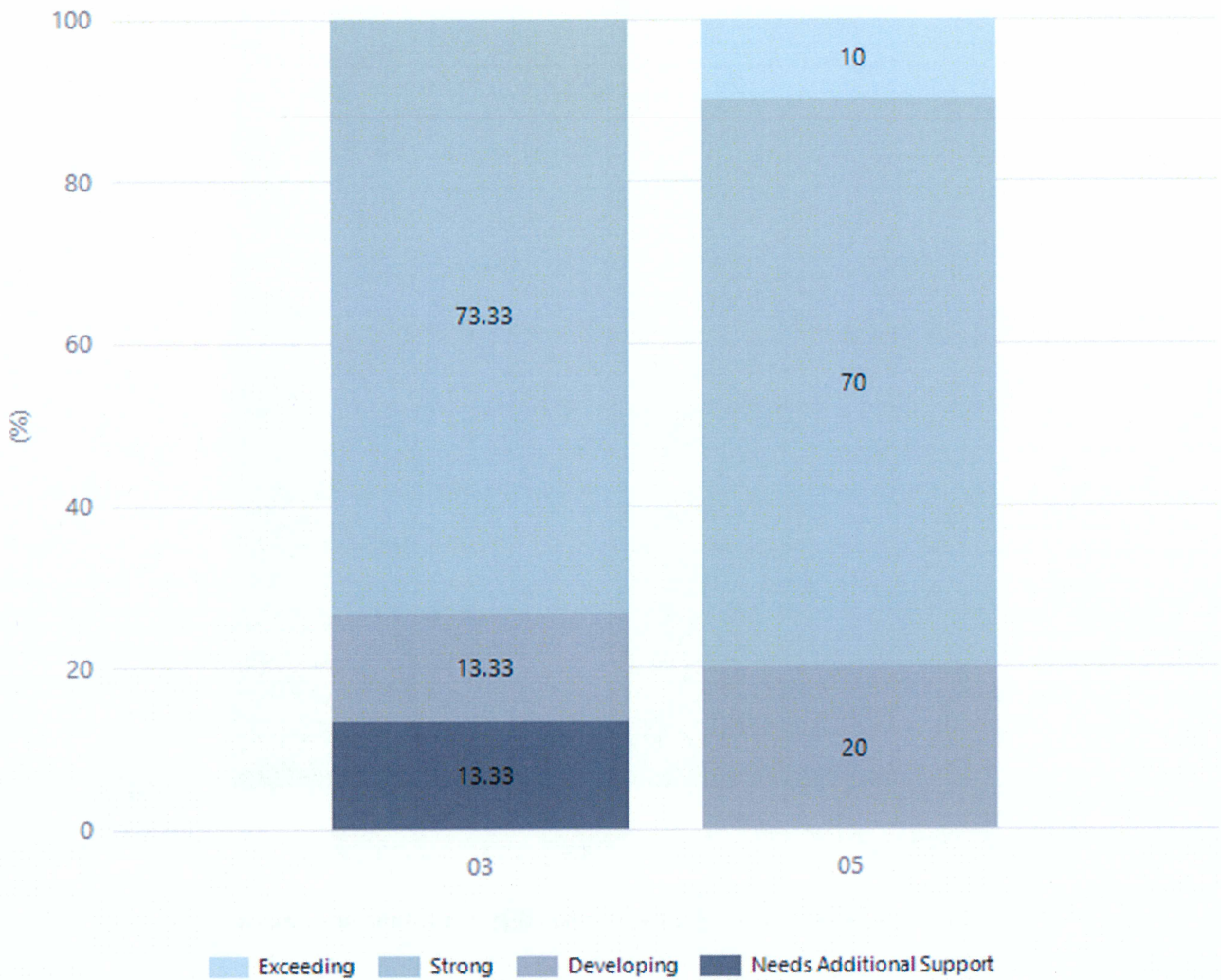
Reading



Year Level	03	05
Exceeding	6	4
Strong	18	19
Developing	3	6
Needs Additional Support	3	1
Total	30	30

Data Source: Department for Education Assessment Data Holdings, 2023. When there are less than six students in a cohort, no data is supplied.

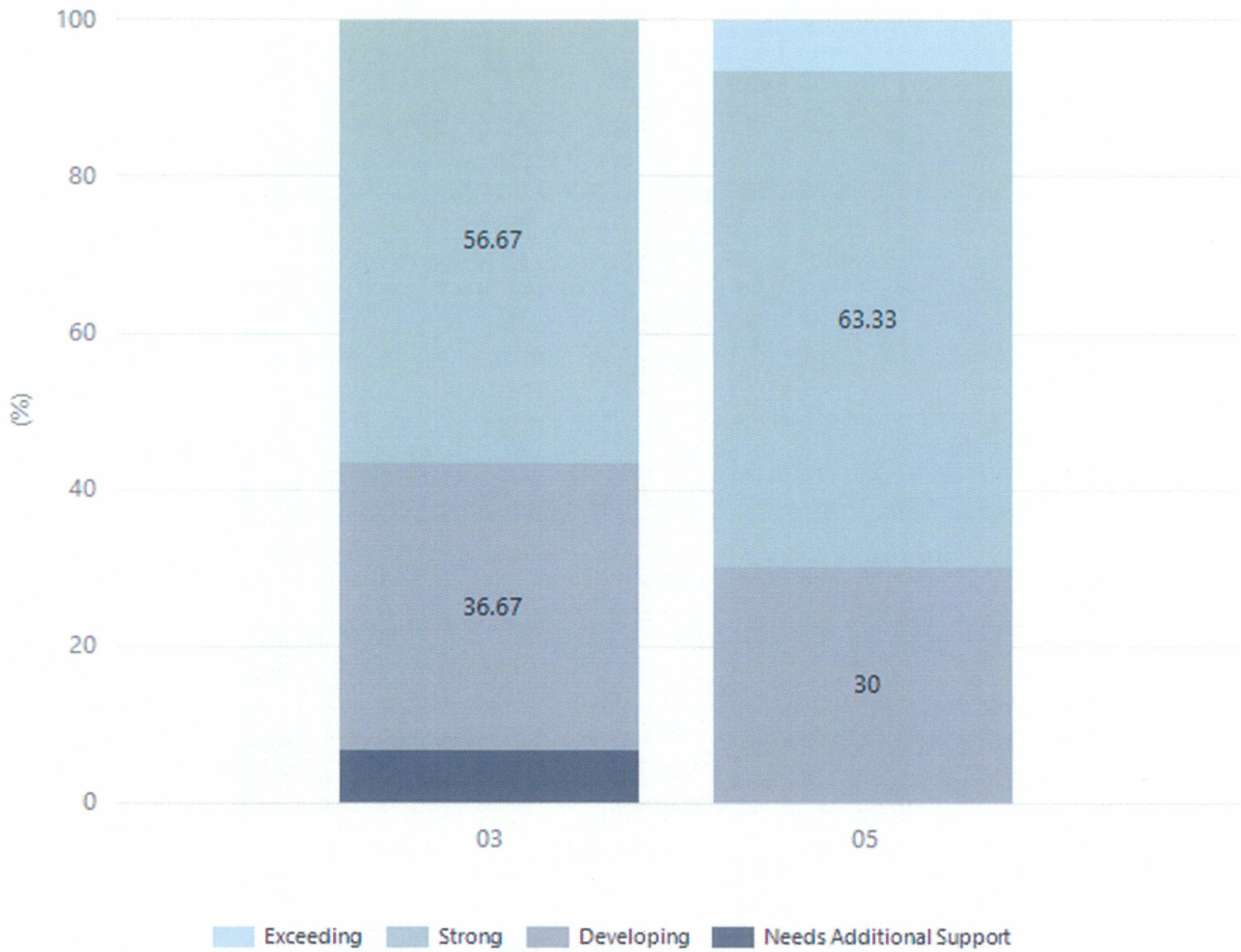
Writing



Year Level	03	05
Exceeding		3
Strong	22	21
Developing	4	6
Needs Additional Support	4	
Total	30	30

Data Source: Department for Education Assessment Data Holdings, 2023. When there are less than six students in a cohort, no data is supplied.

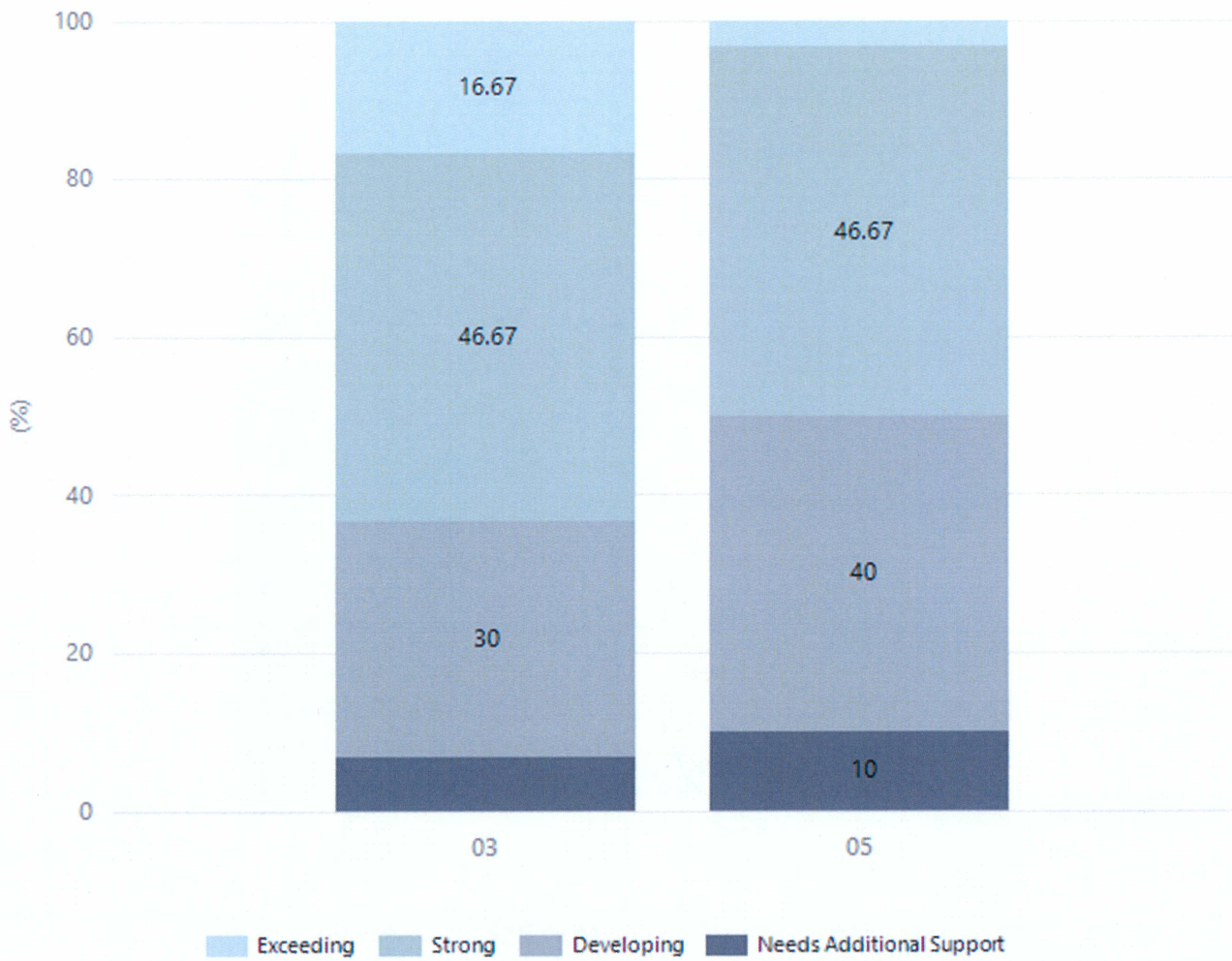
Grammar



Year Level	03	05
Exceeding		2
Strong	17	19
Developing	11	9
Needs Additional Support	2	
Total	30	30

Data Source: Department for Education Assessment Data Holdings, 2023. When there are less than six students in a cohort, no data is supplied.

Spelling



Year Level	03	05
Exceeding	5	1
Strong	14	14
Developing	9	12
Needs Additional Support	2	3
Total	30	30

Data Source: Department for Education Assessment Data Holdings, 2023. When there are less than six students in a cohort, no data is supplied.

School Attendance

Year Level	2021	2022	2023
Reception	91.0%	87.0%	91.2%
Year 01	92.9%	91.4%	91.1%
Year 02	92.3%	92.4%	90.5%
Year 03	92.9%	90.5%	92.5%
Year 04	93.5%	91.3%	91.3%
Year 05	92.9%	89.7%	92.0%
Year 06	91.4%	90.9%	91.9%
Year 07	91.8%		
Total	92.3%	90.5%	91.5%

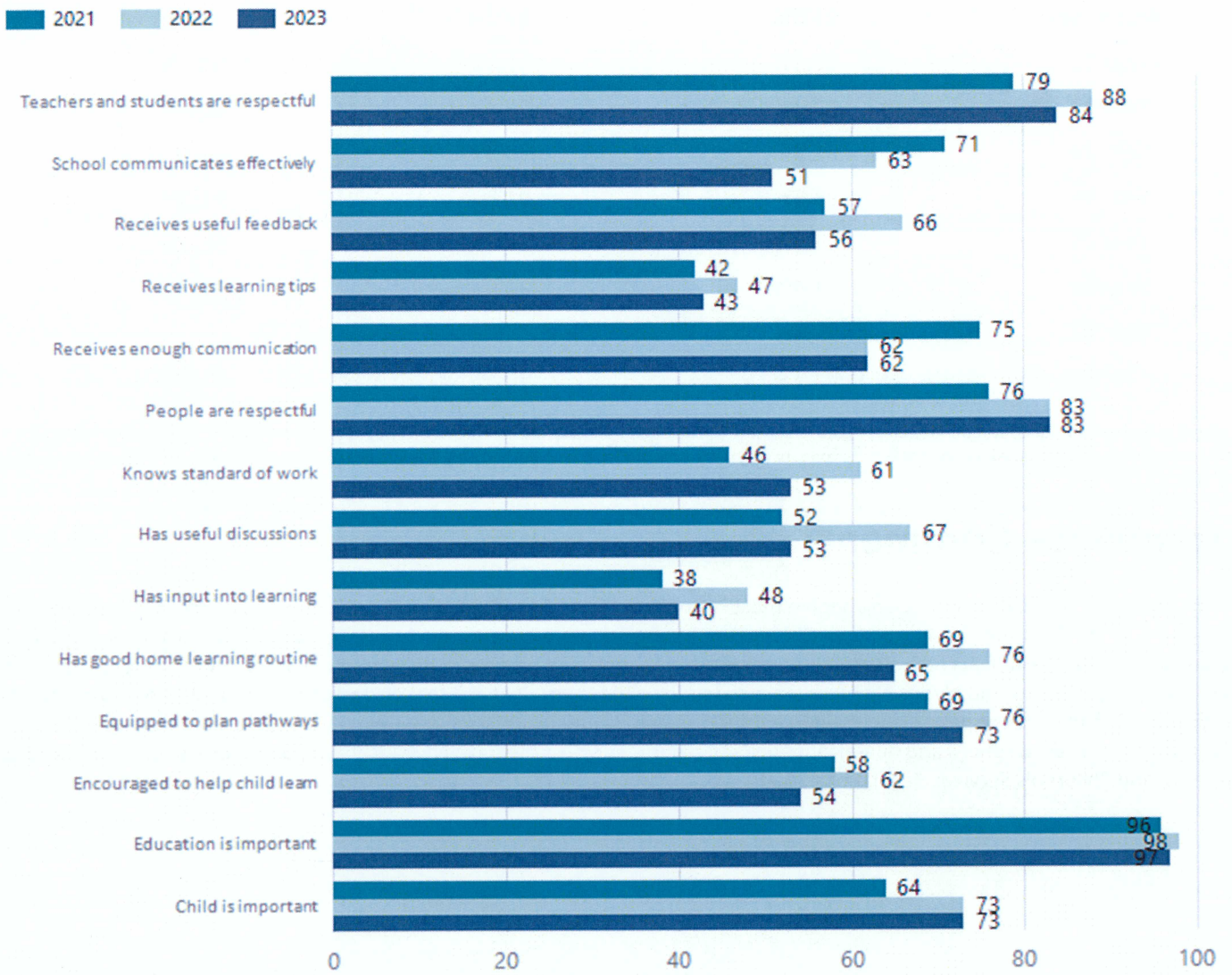
Data Source: Department for Education Attendance Data, Semester 1 Report 2023. A blank cell indicates there were no students enrolled. 'Primary Other' includes students enrolled in specialised education options. 'Secondary Other' includes students who have already spent a year at Year 12 and elected to undertake further study at Year 12.

Attendance Comment

In South Australia, all children and young people must be in school from 6 years to 16 years old. They must attend a government or non-government school full time. From age 16 to 17 however, young people must attend school or an approved learning program (such as an apprenticeship, traineeship, accredited course or university). Schools and parents must encourage and support students to come to school every day. Parents and caregivers must make sure their child is enrolled in a school, and attends school all day and everyday it is open, unless a child is sick or has an approved exemption. Teachers and leaders actively follow up when a student misses school, including recording all absences and non-attendance. All schools in South Australia have local attendance procedures governed under the Education and Children's Services Regulations 2020.

Parent Opinion Survey Results

Proportion of agree/strongly agree response(%)



Data Source: 2023 Department for Education Parent Opinions Survey, Term 3 2023.

Intended Destination

Leave Reason	Number	%
TG - TRANSFERRED TO SA GOVERNMENT SCHOOL	6	100.0%

Data Source: Department for Education Destination Data Report, 2023. Data extract term 3 2023. Data shows recorded destinations for students that left the school in the previous year. Data is uploaded by schools in term 3 and may not reflect final or total figures at time of report creation.

Governing Council Report

As the Governing Council of Aldgate Primary School, it is with a collective sense of pride and reflection that we present our annual report for 2023. This year has encapsulated significant change, achievement, and the enduring spirit of our community.

We bid farewell to Leah, who, after dedicating more than four years to exemplary service as Principal, leaves behind a legacy of leadership and commitment to excellence. We extend our deepest gratitude for her contributions and wish her all the best in future endeavours.

In Leah's absence, Felicity assumed the role of Acting Principal with grace and effectiveness, demonstrating leadership skills that assured the continuity of our school operations. The Governing Council also wishes to express its heartfelt gratitude to all APS staff for their efforts. Their dedication to our students' education and well-being has ensured that APS continues to stand as a beacon of academic achievement and community within the Adelaide Hills.

The year was brought to a close with the announcement of Hazel Robertson taking the helm as our new leader for 2024. On behalf of the Governing Council and the entire APS community, we extend our warmest welcome and best wishes to Hazel.

As Governing Council Chair, I wish to also commend my fellow members for their dedication and hard work throughout the year. A special acknowledgment is due to the volunteers who have devoted countless hours to our various sub-committees, including fundraising, communication, nature play, and Out of School Hours Care (OSHC). Your contributions have been invaluable in bolstering our school's programs and initiatives.

Together through 2023, as a community, we have navigated challenges, celebrated successes, and continued to cultivate an environment where every student can excel. We extend our thanks to everyone who has contributed to making 2023 a remarkable year for Aldgate Primary School.

Jarrod Carter, Chairperson, February 2024

Highest Qualifications held by the teaching workforce and workforce composition

All teachers at this school are qualified and registered with the SA Teachers Registration Board.

Qualification Level	Number of Qualifications
Bachelor's degrees or Diplomas	15
Postgraduate Qualifications	4

Data Source: Data extracted from Mandatory Workforce Information Collections as on the last pay date of June 2023. As self-reported by staff in the system.

Please note: Data includes staff who are Actively employed and on extended paid leave. Please note only the highest qualification of the Teaching staff is reported. Excludes any number of other certifications earned.

Workforce composition including indigenous staff

	Teaching Staff		Non-Teaching Staff	
	Indigenous	Non-Indigenous	Indigenous	Non-Indigenous
Full-Time Equivalents	0.0	16.1	0.0	5.2
Persons	0.0	19.0	0.0	8.0

Data Source: Data extracted from Mandatory Workforce Information Collection as on the last pay date of June 2023.

Please note: Data includes staff who are actively employed and on extended paid leave. "Indigenous category" is self-reported by staff in the system.

Financial Statement

Funding Source	Amount
Grants: State	\$2 593 270
Grants: Commonwealth	\$ 33 254
Parent Contributions	\$ 143 771
Fund Raising	\$ 11 140
Other	\$ 48 953

Data Source: School supplied data.